

Coaxial Non-Reflection Terminator

DL Series

DDK Ltd.



OUTLINE

Compact and wide-band terminators that is installed the chip resister.

FEATURE

- The frequency range is wide and applicable to various applications.
- Applicable connector styles are SMA(DM series), BNC, N, SSMA and PDM series(DDK original interface).
 ※ Available other connector styles upon your request.
- Operating Temperature is from -40°C to 70°C (Humidity: 95% max.)

MATERIAL / FINISH

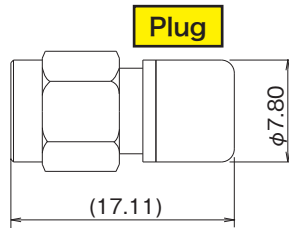
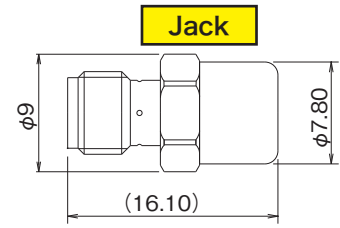


Part Number	Outer Conductor	Contact	Insulator	Operating Temperature
DL-DMP-4	Copper Alloy / Ni Plating	Copper Alloy / Au Plating	PTFE	-40 ~ +70°C
DL-DMJ				
DL-SSMAP	Stainless Steel / Gold Plating			
DL-SSMAJ				
DL-PDMP-1	Copper Alloy / Ni Plating			
DL-NP				
DL-BNCP				

© Specifications and/or dimensions in this catalogue are subject to change without notice.
 Your catalogue checking the latest specifications with our drawings would be highly appreciated.

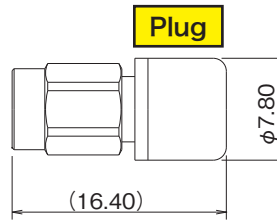
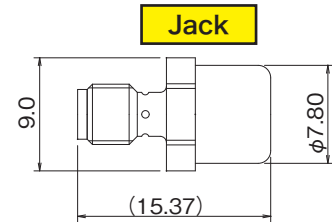
▶ DM Series

Characteristic Impedance	50 Ω
Frequency Range	DC ~ 10GHz
VSWR	1.1 max.
Power	0.25W max.

DL-DMP-4DL-DMJ

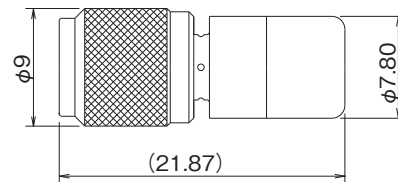
▶ SSMA Series

Characteristic Impedance	50 Ω
Frequency Range	DC ~ 10GHz
VSWR	1.1 max.
Power	0.25W max.

DL-SSMAPDL-SSMAJ

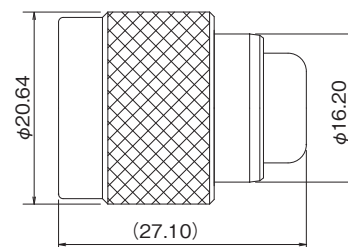
▶ PDM Series

Characteristic Impedance	50 Ω
Frequency Range	DC ~ 10GHz
VSWR	1.1 max. (DC ~ 3GHz) 1.15 max. (DC ~ 10GHz)
Power	0.25W max.

DL-PDMP-1

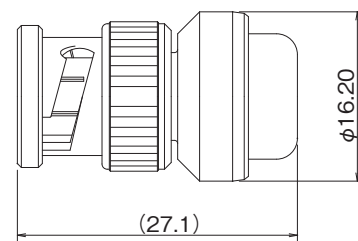
▶ N Series

Characteristic Impedance	50 Ω
Frequency Range	DC ~ 10GHz
VSWR	1.1 max. (DC ~ 3GHz) 1.2 max. (DC ~ 10GHz)
Power	1.0W max.

DL-NP

▶ BNC Series

Characteristic Impedance	50 Ω
Frequency Range	DC ~ 4GHz
VSWR	1.1 max. (DC ~ 3GHz) 1.2 max. (DC ~ 4GHz)
Power	1.0W max.

DL-BNCP

© Specifications and/or dimensions in this catalogue are subject to change without notice.
Your catalogue checking the latest specifications with our drawings would be highly appreciated.

<http://www.ddknet.co.jp>